



## MIDI PLAY

*Midi accordion interface*



## USER MANUAL



**MASTER PRODUCTION di Toccaceli Antonella & C. snc**

Via Della Crocetta, 24

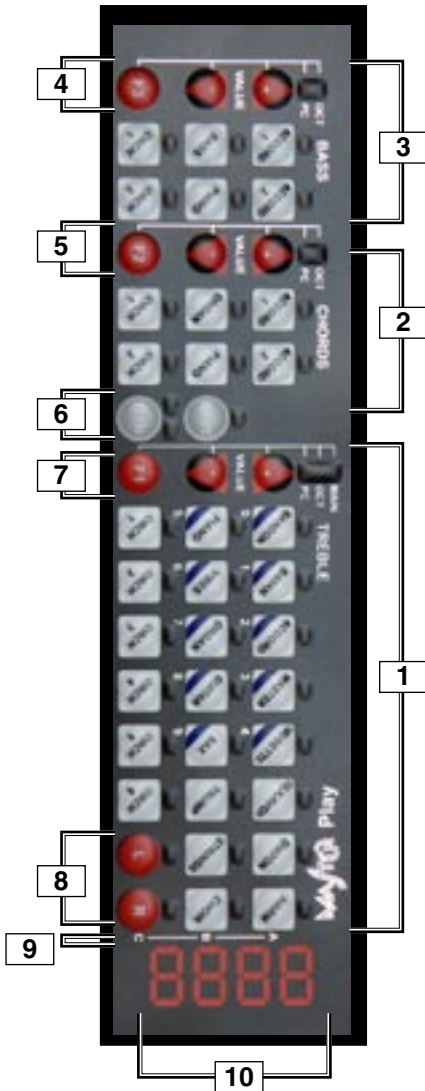
60022 Castelfidardo (AN) Italy

Tel. ++39-(0)71-7820100 - Fax. ++39-(0)71-7824098

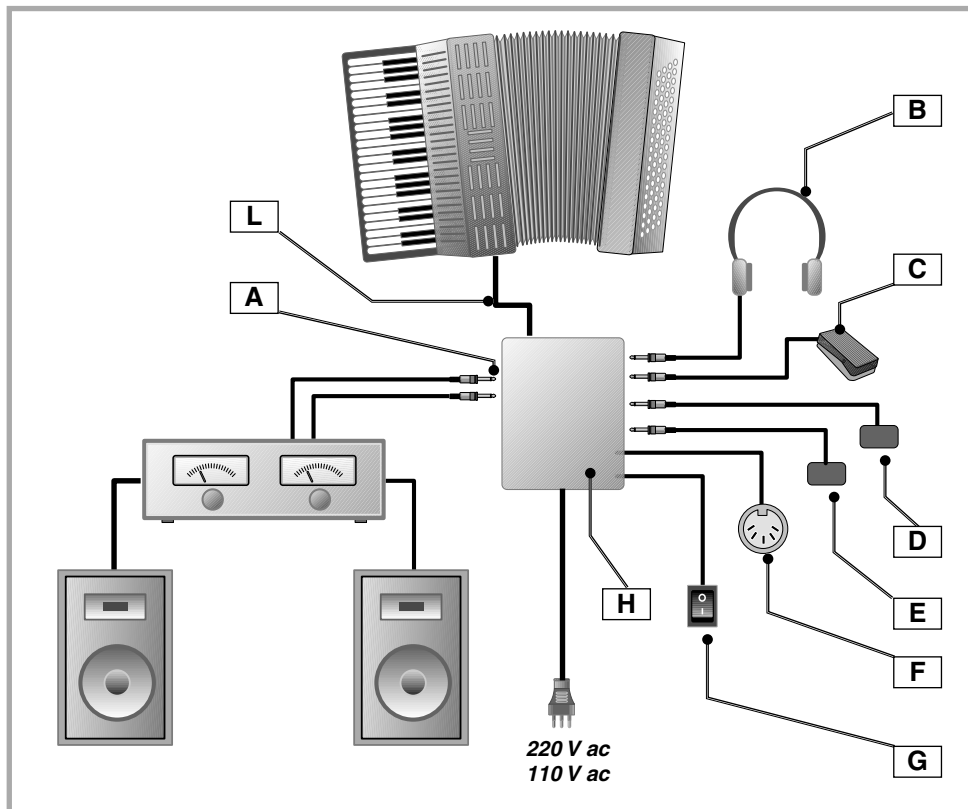
web site: [www.master-production.com](http://www.master-production.com)

e-mail: [piano@master-production.com](mailto:piano@master-production.com)

## DESCRIPTION



- 1 Keyboard section
- 2 Chord section
- 3 Bass section
- 4 Functions and stands (Bass)
- 5 Functions and stands (Chords)
- 6 Special functions
- 7 Functions and stands (Keyboard)
- 8 Electronic Exclusion
- 9 Groups
- 10 Display



The accordion equipped with MIDI PLAY can play independently and can drive any external acoustic source (expander or midi keyboards) by means of MIDI.


### **To play the accordion with MIDI PLAY:**

- Connect the power plug H to the 220/110 V ac. current socket making sure that the switch G is off (O).
- Connect the cable L provided with the power supply (TO INSTRUMENT) to the accordion.
- Connect the cable A to the outlet (LINE OUT) of an amplifier. A second cable can be connected to obtain stereo effect (not provided).
- Once the connections are carried out, check that the volume in the speakers and the amplifier are at zero and then turn the power switch G on.
- The display flashes and then the writing "PLAY" appears. At this point, you can raise the volume of the system and play the accordion.

- A** Line OUT (stereo cable)
- B** Stereo headphone
- C** Volume pedal
- D** Sustain pedal
- E** Glide pedal
- F** MIDI OUT socket
- G** Power Supply switch
- H** Power supply
- L** Accordion connecting cable (To Instrument)

## TONES FUNCTIONALITY

MIDI PLAY has a memory with 400 different tones arranged in 3 separate sections (TREBLE - CHORDS - BASS) and assigned by the manufacturer in 3 groups (A - B - C).



- When the MIDI PLAY is turned on, three red LED (group A) are lit on the control panel, indicating which tones the accordion will begin to play with (TREBLE=Bandoneon, CHORDS= Accordion 1, BASS=Accordion 1).
- Any tone combination from the different sections and groups can be set (ex: TREBLE= Musette, CHORDS= Orchestra 2, BASS= Piano).


## FUNCTIONS AND BANK

Each section (TREBLE, CHORDS, BASS) has the following functions:

- Separate volume regulation (plus the MAIN general control)
  - Program change (internal)
  - Octave change + - 3
- Press VALUE + - repeatedly to adjust the volume.
  - Press F1 once to change the program (tone); the blue PC LED turns on.
  - Press F1 twice to change the octave (Oct LED on)
  - Press F1 three times to adjust the general volume (MAIN).

When F1 is pressed, the VALUE + - keys regulate the indicated functions with the LED turning on. This operation is possible on all 3 sections (TREBLE, CHORDS, BASS) separately.

The MAIN VOLUME control is managed in the TREBLE section.



## BANKS

Each tone button (Bandoneon, Organ, Orchestra etc) contains other tones of the same family in the memory; to change from one tone to another of your choice, press:

- F1 for TREBLE
- F2 for CHORDS
- F3 for BASS

The PC LED turns on.

Press the VALUE + - keys to change the tone

## SPECIAL FUNCTIONS



### SAVE

To save the tone regulations or the modified octave on the control panel:

- Press the SAVE key while F1, F2, F3 are lit; the blue save key LED will flash, indicating that you have saved the last tone chosen on that key.

Saving tones and octaves can be done in all three sections (TREBLE, CHORDS, BASS).

### EXPRESSIVE DYNAMICS



MIDI PLAY is provided with expressive dynamics on the bellows:

- Press DYN once to activate the dynamics on the right and left hand



- Press DYN twice to activate dynamics only on the right hand.



- Press DYN three times to activate the dynamics only on the left hand.




- Press DYN four times to turn dynamics off.

### Insert two tones simultaneously

Two tones can be inserted simultaneously from groups A and B, only in the TREBLE section.

Ex: Accordion + Sax



### RESET

To cancel the regulations carried out and bring the control panel back to the original programming:

- Turn the power off
- Simultaneously press the F1, F2 and F3 keys, and then turn the power on. The writing "SET" appears on the display.
- When PLAY appears on the display, the accordion will be ready to play

## ELECTRONIC EXCLUSION



Press the L and R keys to exclude the electronic operation; the L and R button LED turn off.

- This way the MIDI OUT function is activated automatically. The number "0" appears on the display.

In this mode, the preset of an external expander can be recalled using the number keys from the TREBLE section, 0 to 9.

The recalled numbers appear on the display

- To change preset progressively, use the VALUE + - keys



## DISPLAY




The 4 character display indicates:

- Device turned on = HELLO - MIDI PLAY
- Reset = SET
- Electronic exclusion = numbers 0 to 999 for MIDI OUT

TECHNICAL DATA	
MIDI CHANNELS	POWER SUPPLY
CH1 TREBLE (RIGHT HAND)	Power IN 230/110 Vac 50/60 Hz Out 5Vdc
CH2 CHORDS (CHORDS)	500 mA Fuse
CH3 BASS (BASS)	

## TONE LIST



converter bass2  
converter bass3  
standard bass  
standard chords  
diatonic bass  
bandoneon left hand  
helikon bass

P.Soprani tremolo  
Bandoneon w.key noise  
italian diatonic  
pure reed  
Harmonica

Accord. master 1  
Accord. master 2  
Accord. band.  
Accord. basson  
Accord. musette  
Accord. violin 1  
Accord. violin 2  
Accord. flute

Elkavox 83 Flute 1  
Elkavox 83 Flute 2  
Elkavox 83 Flute 3  
Elkavox 83 Flute 4  
Elkavox 83 Flute 5  
Elkavox 83 Flute 6  
Elkavox 83 Flute 7  
Elkavox 83 Flute 8  
Elkavox 83 Flute 9  
Elkavox 83 Flute 10  
Elkavox 83 Flute 11  
Elkavox 83 Flute 12  
Elkavox 83 Flute 13  
Elkavox 83 Flute 14  
Elkavox 83 Flute 15  
Elkavox 83 Flute 16  
Elkavox 83 Flute 17  
Elkavox 83 Flute 18  
Elkavox 83 Flute 19  
Elkavox 83 Flute 20  
Elkavox 83 Flute 21  
Elkavox 83 perc. 22  
Elkavox 83 Flute perc 23  
Elkavox 83 Strings 24  
Elkavox 83 Strings 25  
Elkavox 83 Strings 26  
Elkavox 83 Strings 27  
Elkavox 83 Trump 1  
Elkavox 83 Trump 2  
Elkavox 83 Sax  
Elkavox 83 Oboe  
Elkavox 83 Violin  
Elkavox 83 Guitar  
Elkavox 83 Brass  
Elkavox 83 Brass 2  
Elkavox 83 Accord  
Elkavox 83 Piano  
Elkavox 83 Clavi  
Elkavox 83 Mandolin

Harm. Blues  
Harm. Master  
Harm. Tremolo  
Harm. America  
Harm. German  
Harm. Reeds  
Harm. Cassotto

bass master  
bass master  
bass from E

standard chords 8  
standard chords 4  
standard chords 4  
standard chords 2

Bandoneon diaton  
Bandoneon chrom  
Master (16+8+8+8)  
Master (16+8+8+8)  
Master (16+16+8)  
Band cass (16+8)  
Bandoneon (16+8)  
D. basson (16+16)  
Basson (16)  
Musette (8+8+8)  
Violin (8+8)  
Americ.casson(8+8)  
Clarinet cass.  
Flute  
Jazz 1  
Jazz 2

Bayan master  
Bayan accord  
Bayan armon 1  
Bayan armon 2  
Bayan organ  
Bayan bandon.  
Bayan bandon.  
Bayan basson  
Bayan musette  
Bayan violin  
Bayan oboe  
Bayan oboe  
Bayan clarinet  
Bayan flauto  
Bayan piccolo

Ital.accord.1  
Ital.accord.2  
Ital.accord.3  
Ital.accord.4  
Ital.accord.5  
Ital.accord.6  
Ital.accord.7  
Ital.accord.8  
Ital.accord.9  
Ital.accord.10  
Ital.accord.11  
Ital.accord.12  
Ital.accord.13  
Ital.accord.14  
Ital.accord.15

Musette (8+8+8)  
Musette (8+8)  
Musette (8+8)  
Musette (8)  
Master (16+8+8+8)  
Accord (16+8+8)  
Accord cass.(16+8+8)  
Bandon.cass (16+8)  
Bandoneon (16+8)  
Basson cass.(16)  
Violin cass (8+8)  
Musette cass (8+8+8)  
Violin (8+8)  
Clarinet cass.(8)  
Flute cass (8)

Old Diaton 1  
Old Diaton 2  
Old Diaton 3  
Old Diaton 4  
Old Diaton 5  
Old Diaton 6  
Italian diat.



<p>Bass 8 Acoustic Bass Acoustic + Flide Bass+ Tambourine</p>	<p>Hammond Slow Hammond Fast Theatre Organ Farfisa Organ Hammond Split Church Organ1 Church Organ 2</p>	<p>Grand Piano G. Piano+strings Honky Piano Rhodes Rhodes+Choir Nylon Guitar Nylon Guit.+Strings Jazz Guitar</p>	<p>Grand Piano Clas. Grand Piano Sus Octave Piano Honky Piano Rhodes Rhodes Chorus+sus Piano FM 1 Piano FM 2 Piano FM 3 Piano FM Piano FM</p>	<p>Church Organ 1 Church Organ 2 Church Organ 3 Church + Choir Church + Orch. Hammond Slow Hammond Fast Hammond Split Theatre Organ Drawbars 16 Drawbars 5 Drawbars 8 Drawbars 4 Drawbars 2 Drawbars 2 Drawbars 1 Drawbars 1 Drawbars 1 Drawbars Perc Drawbars Perc Drawbars Perc Drawbars Cor Drawbars Cor Drawbars Cor Drawbars Cor Drawbars Hol Draw. Only perc Drawbars Drawbars Drawbars Drawbars Drawbars Perc Drawbars Drawbars Drawbars Drawbars Drawbars Drawbars Full FM 1 FM 2 FM 3 FM 4 FM 5 FM 6 FM 7 FM 8 FM 9 FM 10</p>	<p>Tenor Sax Octave Sax Liscio Sax 1 Liscio Sax 2 Sax+Trump Sax+Trump Split Sax+Clarin. Split Sax+Flute Split Tromb.+Trump</p>	<p>Nylon Guit. Sus Jazz Guitar Jazz Guitar Oct. Hawaian Guit. Mandolin Banjo</p>	<p>Trumpet espr Flugehorn Trombone French Horn Trombone Brass 1 Brass 2 wistle ocarina bag pipe bag pipes</p>	<p>Slow Choir Big Choir Choir 8 Vocal Slow Vocal Brightness Fantasy Fant.+Syn Str. Fantasy+Voc. Fant+Bright. Old Synt 1 Old Synt 2 Old Synt 3 Old Synt 4 Old Synt 5 Old Synt 6 Old Synt 7 Old Synt 8 Old Synt 9 Old Synt 10 Combination 1 Combination 2 Combination 3 Combination 4 Combination 5 Combination 6 Combination 7 Combination 8 Combination 9 Combination 10 Digital Wind Hat Ride Crash Snare Roll 1 Cello 2 Cello Soprano Voice Sopr. Voice+ Str. Sopr.Voice+ Choir</p>
<p>Grand Piano Cl Honky Piano Rhodes Piano FM1</p>			<p>Vibes Vibes tremolo Xylophone Glockenspiel FM Tubebells Celesta Carillon</p>				<p>String espr Strings 16 Strings 16+8 Strings 16+8+4 Strings pizzic. 1 Violin 2 Violin 1 Cello 2 Cello</p>	



<p>Clarinet Gnd.Piano+Str. Rhodes+Str. Organ FM8</p>	<p>Strings 16 Strings GK Orchestra Slow Choir Vocal</p>	<p>P. Soprani Trem.3 P. Soprani Trem. French Tremolo French Tremolo French Tremolo Scandall Americ. German Accord. Jazz Accordion Jazz Accord.+Vibes Band. WtK Noise Band. Chromatic Diatonic Wt.Group Pure Reed+Choir Scandall Wood Cas. Harmon.+Strings Elkavox 83 Strings Elkavox 83 Trombone Elkavox 83 Trumpet Elkavox 83 Sax Elkavox 83 Oboe Elkavox 83 Violin Elkavox 83 Guitar Elkavox 83 Brass1 Elkavox 83 Brass2 Elkavox 83 Accord. Elkavox 83 Piano Elkavox 83 Clavi. Elkavox 83 Mandolin Elkavox 83 Comb Elkavox 83 Comb Elkavox 83 Comb Elkavox 83 Comb Elkavox 83 +Master Elkavox 83 +Musette Elkavox 83+Cassotto Elkavox 83 +Bandon. Elkavox 83 +Reed</p>	<p>Combin. 1 Combin. 2 Combin. 3 Combin. 4 Combin. 5 Combin. 6 Combin. 7 Combin. 8 Combin. 9 Combin. 10</p>	<p>Fantasy+Vocal Fantasy+Bright Orchestra 1 Orchestra 2</p>	<p>Flugehorn+Vibes Trombone+strings Soft Sax+Strings Liscio Sax+Clarinet Liscio Sax+Tremolo</p>
<p>Bass Full Bass+Hat Bass+Crash Bass+Timp Strings+Snare Roll</p>	<p>Reed Choir Strings Pizz. Strings+Snare Strings+Timp. trumpet Guitar+Tamb.</p>		<p>Rhodes+Choir Rhodes+Strings Piano FM+Digital Piano FM+Choir Vibes+Strings Xyloph.+Hawaian Glockenspiel+Bright</p>	<p>Nylon guit.+Strings Jazz guitar+Flugel Jazz guit.+Octave Guitar+Tambourine Hawai.Guit+Strings Mandolin+Strings Banjo+Harmonica</p>	

